



Cornell University
Center for Advanced Computing

Hybrid Programming with OpenMP and MPI

Steve Lantz
Senior Research Associate
Cornell CAC

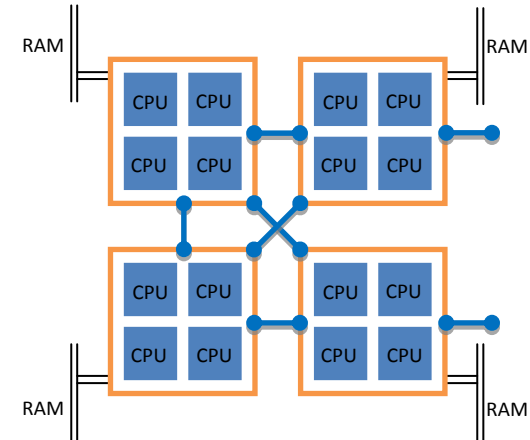
Workshop: Introduction to Parallel Computing on Ranger, May 24, 2011

Based on materials developed by Kent Milfeld at TACC



RAM Arrangement on Ranger

- *Many nodes* → *distributed memory*
 - each node has its own local memory
 - not directly addressable from other nodes
- *Multiple sockets per node*
 - each node has 4 sockets (chips)
- *Multiple cores per socket*
 - each socket (chip) has 4 cores
- *Memory spans all 16 cores* → *shared memory*
 - node's full local memory is addressable from any core in any socket
- *Memory is attached to sockets*
 - 4 cores sharing the socket have fastest access to attached memory





Dealing with NUMA

How do we deal with NUMA (Non-Uniform Memory Access)?

Standard models for parallel programs assume a uniform architecture –

- Threads for shared memory
 - parent process uses pthreads or OpenMP to fork multiple threads
 - threads share the same virtual address space
 - also known as SMP = Symmetric MultiProcessing
- Message passing for distributed memory
 - processes use MPI to pass messages (data) between each other
 - each process has its own virtual address space

If we attempt to combine both types of models –

- ***Hybrid programming***
 - try to exploit the whole shared/distributed memory hierarchy



Why Hybrid? Or Why Not?

Why hybrid?

- Eliminates domain decomposition at node level
- Automatic memory coherency at node level
- Lower (memory) latency and data movement within node
- Can synchronize on memory instead of barrier

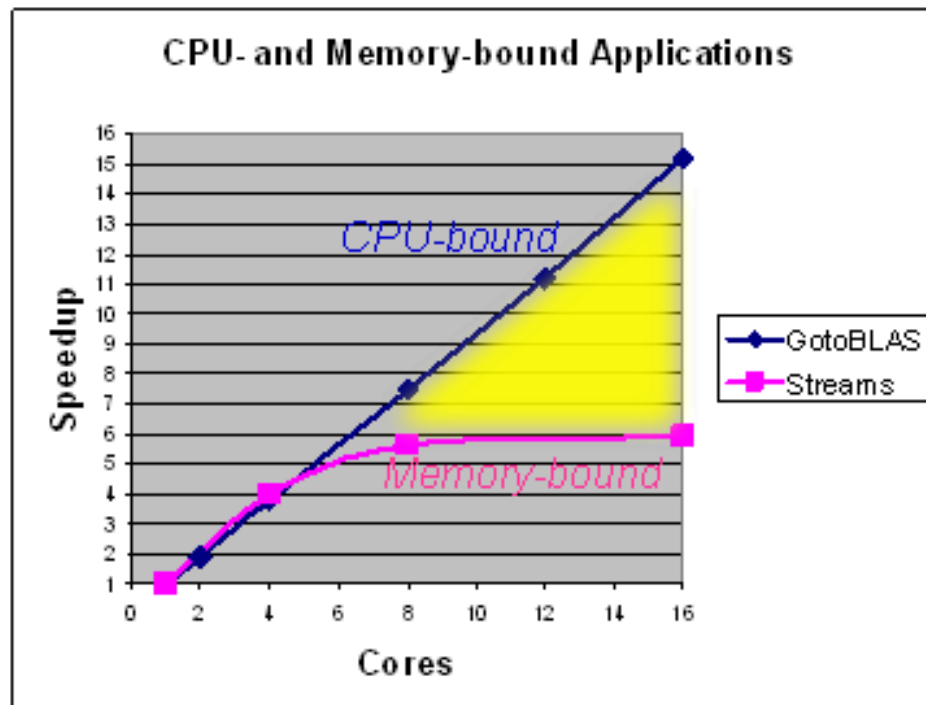
Why not hybrid?

- An SMP algorithm created by aggregating MPI parallel components on a node (or on a socket) may actually run slower
- Possible waste of effort



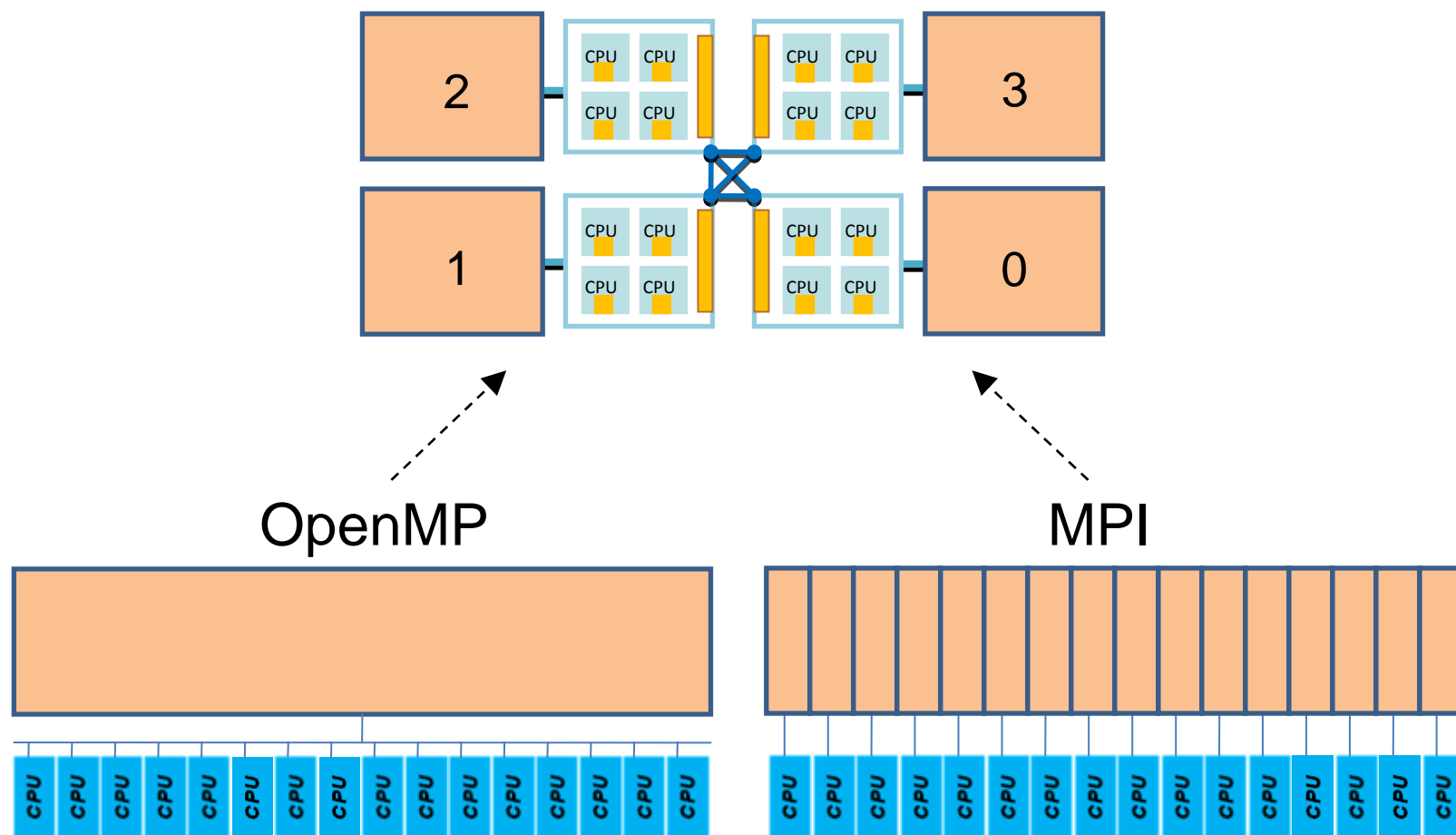
Motivation for Hybrid

- Balance the computational load
- Reduce memory traffic, especially for memory-bound applications





Two Views of a Node





Two Views = Two Ways to Write Parallel Programs

- OpenMP (or pthreads) only
 - launch one process per node
 - have each process fork one thread (or maybe more) per core
 - share data using shared memory
 - can't share data with a different process (except maybe via file I/O)
- MPI only
 - launch one process per core, on one node or on many
 - pass messages among processes without concern for location
 - (maybe create different communicators intra-node vs. inter-node)
 - ignore the potential for any memory to be shared
- *With hybrid OpenMP/MPI programming, we want each MPI process to launch multiple OpenMP threads that can share local memory*

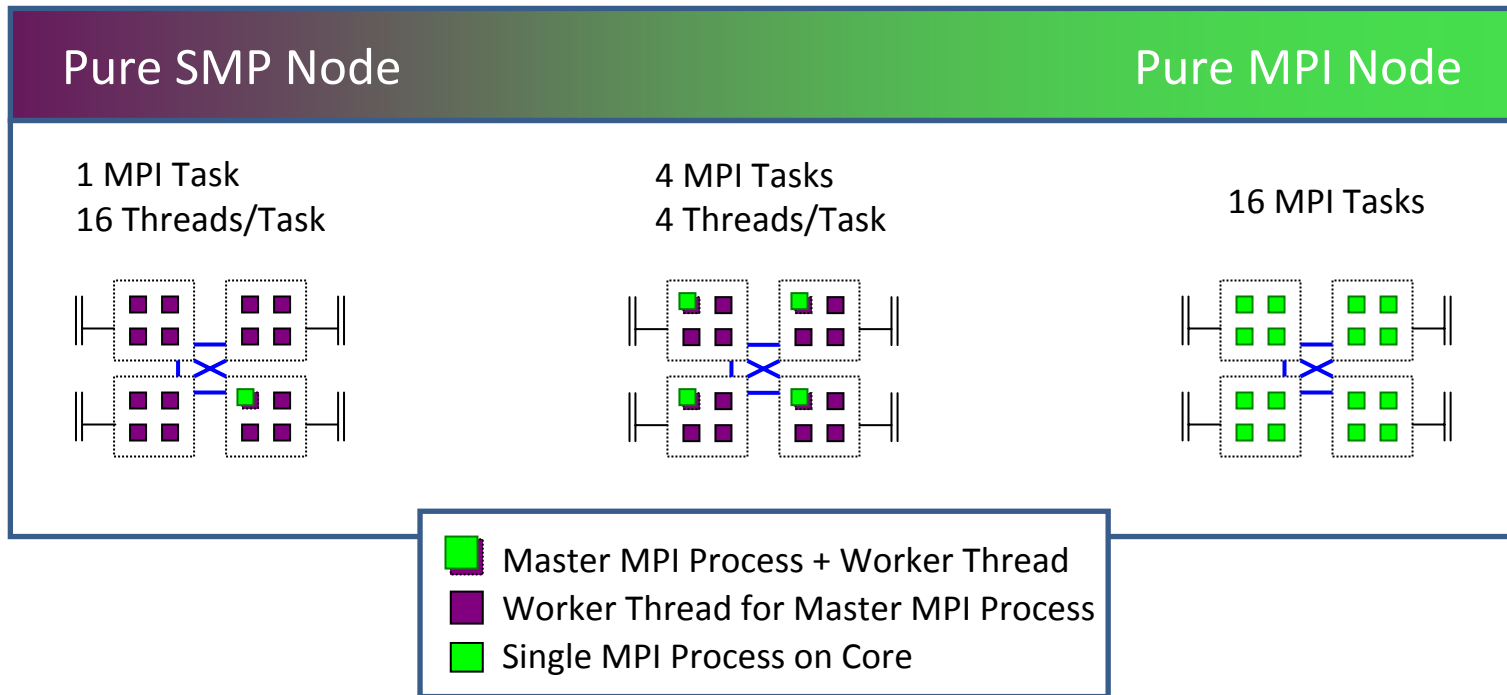


Some Possible MPI + Thread Configurations

- Treat each *node* as an SMP
 - launch a single MPI process per node
 - create parallel threads sharing full-node memory
 - typically want 16 threads/node on Ranger, e.g.
- Treat each *socket* as an SMP
 - launch one MPI process on each socket
 - create parallel threads sharing same-socket memory
 - typically want 4 threads/socket on Ranger, e.g.
- No SMP, ignore shared memory (all MPI)
 - assign an MPI process to each core
 - in a master/worker paradigm, one process per node may be master
 - not really hybrid, may at least make a distinction between nodes



Creating Hybrid Configurations



To achieve configurations like these, we must be able to:

- Assign to each process/thread an *affinity* for some set of cores
- Make sure the *allocation* of memory is appropriately matched



NUMA Operations

Where do processes, threads, and memory allocations get assigned?

- If memory were completely uniform, there would be no need to worry about questions like, “where do processes go?”
- Only for NUMA is the placement of processes/threads and allocated memory (NUMA control) of any importance

The default NUMA control is set through policy

- The policy is applied whenever a process is executed, or a thread is forked, or memory is allocated
- These are all events that are directed from within the kernel

NUMA control is managed by the kernel.

NUMA control can be changed with numactl.



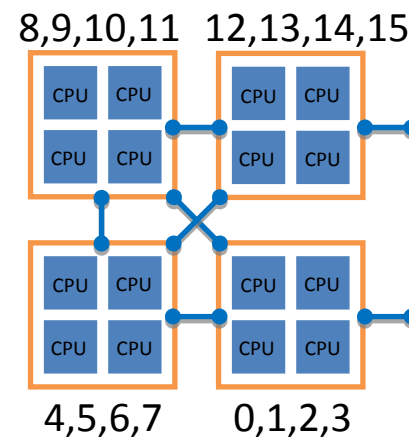
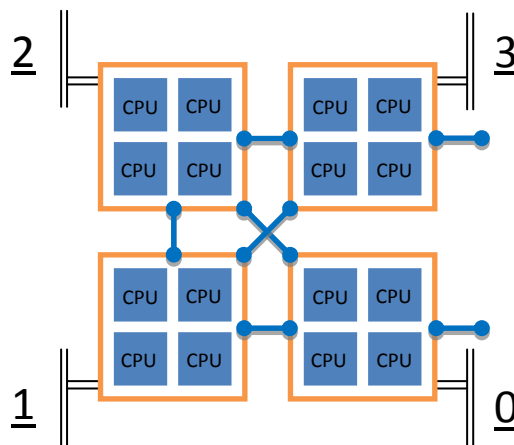
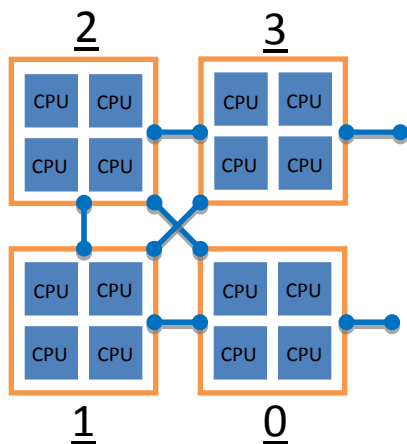
Process Affinity and Memory Policy

- One would like to set the *affinity* of a process for a certain socket or core, and the *allocation* of data in memory relative to a socket or core
- Individual users can alter kernel policies (setting Process Affinity and Memory Policy == PAMPer)
 - users can PAMPer their own processes
 - root can PAMPer any process
 - careful, libraries may PAMPer, too!
- Means by which Process Affinity and Memory Policy can be changed:
 1. dynamically on a running process (knowing process id)
 2. at start of process execution (with wrapper command)
 3. within program through F90/C API



Using numactl, at the Process Level

```
numactl <option socket(s) / core(s)> ./a.out
```



For a Process: Socket Control	For a Process's Memory: Socket Control	For a Process: Core Control
socket assignment -N	memory allocation -l -i --preferred -m (local, interleaved, preferred, mandatory)	core assignment -C



Quick Guide to numactl

Socket Affinity	-N	{0,1,2,3}	Execute process on cores of this (these) socket(s) only.
Memory Policy	-l	no argument	Allocate on current socket; fallback to any other if full.
Memory Policy	-i	{0,1,2,3}	Allocate round robin (interleave) on these sockets. No fallback.
Memory Policy	--preferred=	{0,1,2,3} select one	Allocate on this socket; fallback to any other if full.
Memory Policy	-m	{0,1,2,3}	Allocate only on this (these) socket(s). No fallback.
Core Affinity	-C	{0,1,2,3,4,5,6,7, 8,9,10,11,12,13, 14,15}	Execute process on this (these) core(s) only.



SMP Nodes

Hybrid batch script for 16 threads/node

- Make sure **1 process per node** is created
- Specify **total cores allocated** by batch (nodes x 16)
- Set number of **threads for each process**
- PAMPering at **job level**
 - controls behavior (e.g., process-core affinity) for ALL processes
 - no simple/standard way to control *thread*-core affinity with numactl

job script (Bourne shell)	job script (C shell)
<pre>... #! -pe 1way 192 ... export OMP_NUM_THREADS=16 ibrun numactl -i all ./a.out</pre>	<pre>... #! -pe 1way 192 ... setenv OMP_NUM_THREADS 16 ibrun numactl -i all ./a.out</pre>



SMP Sockets

Hybrid batch script for 4 tasks/node, 4 threads/task

Example script setup for a square (6x6 = 36) processor topology...

- Make sure **4 processes per node** are created (one per socket)
- Specify **total cores allocated** by batch (nodes x 16)
- Specify **actual cores used** with MY_NSLOTS
- Set number of **threads for each process**
- PAMPering at **process level**, must create script to manage affinity

job script (Bourne shell)	job script (C shell)
<pre>... #! -pe 4way 48 export MY_SLOTS=36 export OMP_NUM_THREADS=4 ibrun numa.sh</pre>	<pre>... #! -pe 4way 48 setenv MY_NSLOTS 36 setenv OMP_NUM_THREADS 4 ibrun numa.csh</pre>



Script for Socket Affinity

- Example script to extract MPI rank, set numactl options per process
 - on Ranger, MPI ranks are always assigned sequentially, node by node
- Low local ranks → high sockets: tie 0 to socket 3 for best networking

<code>numa.sh</code>	<code>numa.csh</code>
<pre>#!/bin/bash export MV2_USE_AFFINITY=0 export MV2_ENABLE_AFFINITY=0 #TasksPerNode TPN=`echo \$PE sed 's/way//'` [! \$TPN] && echo TPN null! [! \$TPN] && exit 1 #LocalRank, Socket LR=\$((\$PMI_RANK % \$TPN)) SO=\$(((4*(\$TPN-\$LR))/ \$TPN)) numactl -N \$SO -m \$SO ./a.out</pre>	<pre>#!/bin/csh setenv MV2_USE_AFFINITY 0 setenv MV2_ENABLE_AFFINITY 0 #TasksPerNode set TPN=`echo \$PE sed 's/way//'` if(! \${%TPN}) echo TPN null! if(! \${%TPN}) exit 1 #LocalRank, Socket @ LR = \$PMI_RANK % \$TPN @ SO = (4*(\$TPN-\$LR))/ \$TPN numactl -N \$SO -m \$SO ./a.out</pre>



Basic Hybrid Program Template

Start with MPI initialization

(Serial regions are executed by the master thread of the MPI process)

Create OMP parallel regions within each MPI process

- MPI calls may be allowed here too
- MPI rank is known to all threads

Call MPI in single-threaded regions

Finalize MPI

```
MPI_Init
```

```
...
```

```
MPI_Call
```

```
...
```

```
OMP parallel
```

```
...
```

```
MPI_Call
```

```
...
```

```
end parallel
```

```
...
```

```
MPI_Call
```

```
...
```

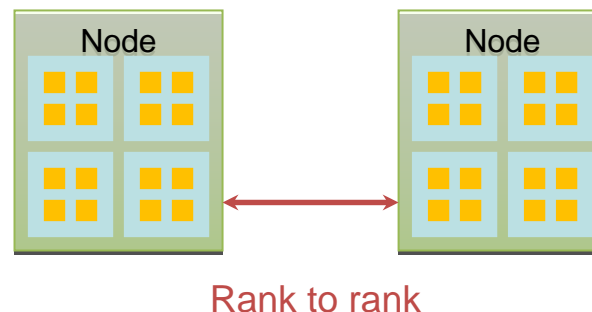
```
MPI_Finalize
```



Types of MPI Calls Among Threads

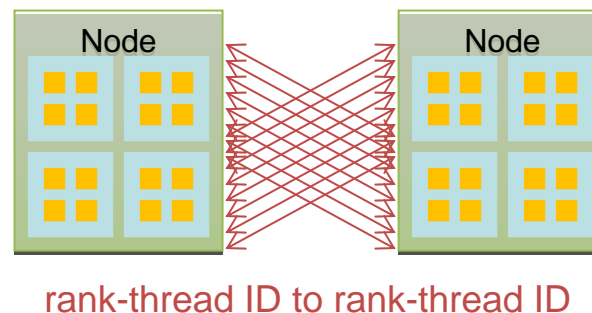
Single-threaded messaging

- Call MPI from a serial region
- Call MPI from a single thread within a parallel region



Multi-threaded messaging

- Call MPI from multiple threads within a parallel region
- Requires an implementation of MPI that is thread-safe





MPI-2 and Thread Safety

- **Consider thread safety when calling MPI from threads**
- Use `MPI_Init_thread` to select/determine the level of thread support
 - Supported in MPI-2, substitute for the usual `MPI_Init`
- Thread safety is identified/controlled by MPI's provided types
 - *Single* means no multi-threading
 - *Funneled* means only the master thread can call MPI
 - *Serialized* means multiple threads can call MPI, but only 1 call can be in progress at a time
 - *Multiple* means MPI is thread safe
- Monotonic values are assigned to parameters

```
MPI_THREAD_SINGLE < MPI_THREAD_FUNNELED  
< MPI_THREAD_SERIALIZED < MPI_THREAD_MULTIPLE
```



MPI-2's MPI_Init_thread

Syntax:

```
call MPI_Init_thread(          irqd, ipvd, ierr)
int MPI_Init_thread (int *argc, char ***argv, int rqd, int *pvd)
int MPI::Init_thread(int& argc, char**& argv, int rqd)
```

- Input: `rqd`, or “required” (integer)
 - Indicates the desired level of thread support
- Output: `pvd`, or “provided” (integer)
 - Indicates the available level of thread support
- If thread level `rqd` is supported, the call returns `pvd = rqd`
- Otherwise, `pvd` returns the highest provided level of support



MPI-2 Thread Support Levels

Support Levels	Description
<code>MPI_THREAD_SINGLE</code>	Only one thread will execute.
<code>MPI_THREAD_FUNNELED</code>	Process may be multi-threaded, but only the main thread will make MPI calls (calls are “funneled” to main thread). *Default*
<code>MPI_THREAD_SERIALIZE</code>	Process may be multi-threaded, and any thread can make MPI calls, but threads cannot execute MPI calls concurrently; they must take turns (calls are “serialized”).
<code>MPI_THREAD_MULTIPLE</code>	Multiple threads may call MPI , with no restriction.



Example: Single-Threaded MPI Calls

Fortran	C
<pre>include 'mpif.h' program hybsimp call MPI_Init(ie) call MPI_Comm_rank(...irk,ie) call MPI_Comm_size(...isz,ie) !Setup shared mem, comp/comm !\$OMP parallel do do i=1,n <work> enddo !Compute & communicate call MPI_Finalize(ierr) end</pre>	<pre>#include <mpi.h> int main(int argc, char **argv) { int rank, size, ie, i; ie= MPI_Init(&argc,&argv[]); ie= MPI_Comm_rank(...&rank); ie= MPI_Comm_size(...&size); //Setup shared mem, comp/comm #pragma omp parallel for for(i=0; i<n; i++){ <work> } // compute & communicate ie= MPI_Finalize(); }</pre>



Funneled MPI Calls via Master

- Must have support for **MPI_THREAD_FUNNELED or higher**
- Best to **use OMP_BARRIER**
 - there is no implicit barrier in the master workshare construct, OMP_MASTER
 - in the example, the master thread will execute a single MPI call within the OMP_MASTER construct
 - all other threads will be sleeping



Example: Funneled MPI Calls via Master

Fortran	C
<pre>include 'mpif.h' program hybmas !\$OMP parallel !\$OMP barrier !\$OMP master call MPI_<Whatever>(...,ie) !\$OMP end master !\$OMP barrier !\$OMP end parallel end</pre>	<pre>#include <mpi.h> int main(int argc, char **argv) { int rank, size, ie, i; #pragma omp parallel { #pragma omp barrier #pragma omp master { ie= MPI_<Whatever>(...); } #pragma omp barrier } }</pre>



Serialized MPI Calls and OpenMP

- Must have support for **MPI_THREAD_SERIALIZED or higher**
- Best to **use OMP_BARRIER only at beginning**, since there is an implicit barrier in the SINGLE workshare construct, OMP_SINGLE
 - Example is the simplest one: any thread (not necessarily master) will execute a single MPI call within the OMP_SINGLE construct
 - All other threads will be sleeping



Example: Serialized MPI Calls and OpenMP

Fortran	C
<pre>include 'mpif.h' program hybsing call MPI_Init_thread(& MPI_THREAD_SERIALIZED,ipvd,ie) !\$OMP parallel !\$OMP barrier !\$OMP single call MPI_<Whatever>(...,ie) !\$OMP end single !Don't need OMP barrier !\$OMP end parallel end</pre>	<pre>#include <mpi.h> int main(int argc, char **argv) { int rank, size, ie, i; ie= MPI_Init_thread(MPI_THREAD_SERIALIZED,ipvd); #pragma omp parallel { #pragma omp barrier #pragma omp single { ie= MPI_<Whatever>(...); } //Don't need omp barrier } }</pre>



Overlapping Work & MPI Calls

- One core is capable of saturating the lanes of the PCIe network link...
 - Why use all cores to communicate?
 - Instead, **communicate using just one** or several cores
 - Can **do work with the rest** during communication
- Must have support for **MPI_THREAD_FUNNELED or higher** to do this
- Can be difficult to manage and load-balance!



Example: Overlapping Work & MPI Calls

Fortran	C
<pre>include 'mpif.h' program hybsing !\$OMP parallel if (ithread .eq. 0) then call MPI_<Whatever>(...,ie) else <work> endif !\$OMP end parallel end</pre>	<pre>#include <mpi.h> int main(int argc, char **argv) { int rank, size, ie, i; #pragma omp parallel { if (thread == 0){ ie= MPI_<Whatever>(...); } if(thread != 0){ <work> } } }</pre>



Multiple Threads Calling MPI

- Thread ID as well as rank can be used in communication
- Technique is illustrated in multi-thread “ping” (send/receive) example



Example: Multiple Threads Calling MPI

```
call mpi_init_thread( MPI_THREAD_MULTIPLE, iprovided, ierr)
call mpi_comm_rank(MPI_COMM_WORLD, irank, ierr)
call mpi_comm_size( MPI_COMM_WORLD, nranks, ierr)
...
!$OMP parallel private(j, ithread, nthreads)
  nthreads=OMP_GET_NUM_THREADS()
  ithread =OMP_GET_THREAD_NUM()
  call pwork(ithread, irank, nthreads, nranks...)
  if(irank == 0) then
    call mpi_send(ithread, 1, MPI_INTEGER, 1, ithread, MPI_COMM_WORLD, ierr)
  else
    call mpi_recv(      j, 1, MPI_INTEGER, 0, ithread, MPI_COMM_WORLD, istat, ierr)
    print*, "Yep, this is ", irank, " thread ", ithread, " I received from ", j
  endif
!$OMP END PARALLEL
end
```

Communicate between ranks.

Threads use tags to differentiate.



NUMA Control in Code, at the Thread Level

- Within a code, **Scheduling Affinity** and **Memory Policy** can be examined and changed through:
 - sched_getaffinity, sched_setaffinity
 - get_mempolicy, set_mempolicy
- This is the *only* way to set affinities and policies that differ per *thread*
- To make scheduling assignments, set bits in a mask:

0 0 0 0 0 0 0 0 0 0 0 0 0 0 0 1

Assignment to Core 0

1 0 0 0 0 0 0 0 0 0 0 0 0 0 0 0

Assignment to Core 15

1 0 0 0 0 0 0 0 0 0 0 0 0 0 0 1

Assignment to Core 0 or 15



Code Example for Scheduling Affinity

```
...
#include <spawn.h>           //C API parameters and prototypes
...
int icore=3;                //Set core number
cpu_set_t cpu_mask;        //Allocate mask
...
CPU_ZERO(&cpu_mask);       //Set mask to zero
CPU_SET(icore,&cpu_mask);   //Set mask with core #

err = sched_setaffinity( (pid_t)0 ,           //Set the affinity
                        sizeof(cpu_mask),
                        &cpu_mask);
```




Conclusions and Future Prospects

- On NUMA systems like Ranger, placement and binding of processes and their associated memory are important performance considerations.
- Process Affinity and Memory Policy have a significant effect on pure MPI, pure OpenMP, and Hybrid codes.
- Simple numactl commands and APIs allow users to control affinity of processes and threads and memory assignments.
- Future prospects for hybrid programming:
 - 8-core and 16-core socket systems are on the way, so even more effort will be focused on process scheduling and data locality.
 - Expect to see more multi-threaded libraries; be alert for their potential interaction with your own multithreading strategy.



References

- Yun (Helen) He and Chris Ding, Lawrence Berkeley National Laboratory, June 24, 2004: [Hybrid OpenMP and MPI Programming and Tuning \(NUG2004\)](#).
www.nersc.gov/nusers/services/training/classes/NUG/Jun04/NUG2004_yhe_hybrid.ppt
- Texas Advanced Computing Center: [Ranger User Guide](#), see numa section. www.tacc.utexas.edu/services/userguides/ranger
- Message Passing Interface Forum: [MPI-2: MPI and Threads \(specific section of the MPI-2 report\)](#).
<http://www.mcs.anl.gov/research/projects/mpi/mpi-standard/mpi-report-2.0/node162.htm>
- Intel Corp.: [Thread Affinity Interface \(Linux and Windows\)](#), from the Intel Fortran Compiler User and Reference Guides.
http://www.intel.com/software/products/compilers/docs/fmac/doc_files/source/extfile/optaps_for/common/optaps_openmp_thread_affinity.htm